

# *Echinophoria oschei*, spec. nov., a new species of *Echinophoria* Sacco

(Mollusca, Gastropoda, Cassidae)

By Heiner Mühlhäusser

Mühlhäusser, H. (1992): *Echinophoria oschei*, spec. nov., a new species of *Echinophoria* Sacco (Mollusca, Gastropoda, Cassidae). — Spixiana 15/2: 209–212.

*Echinophoria oschei*, spec. nov., is described from Mozambique, Southeast Africa, and compared with other species of the genus from the Indowest-Pacific.

Heiner Mühlhäusser, Dreikönigstraße 18, W-7800 Freiburg, Germany

## Introduction

The genus *Echinophoria* Sacco, 1890, was created for a distinctive groupe of fossil Cassidae, but not before 1931 Dall designated *Buccinum intermedium* Brocchi, 1814, from the Oligocene and

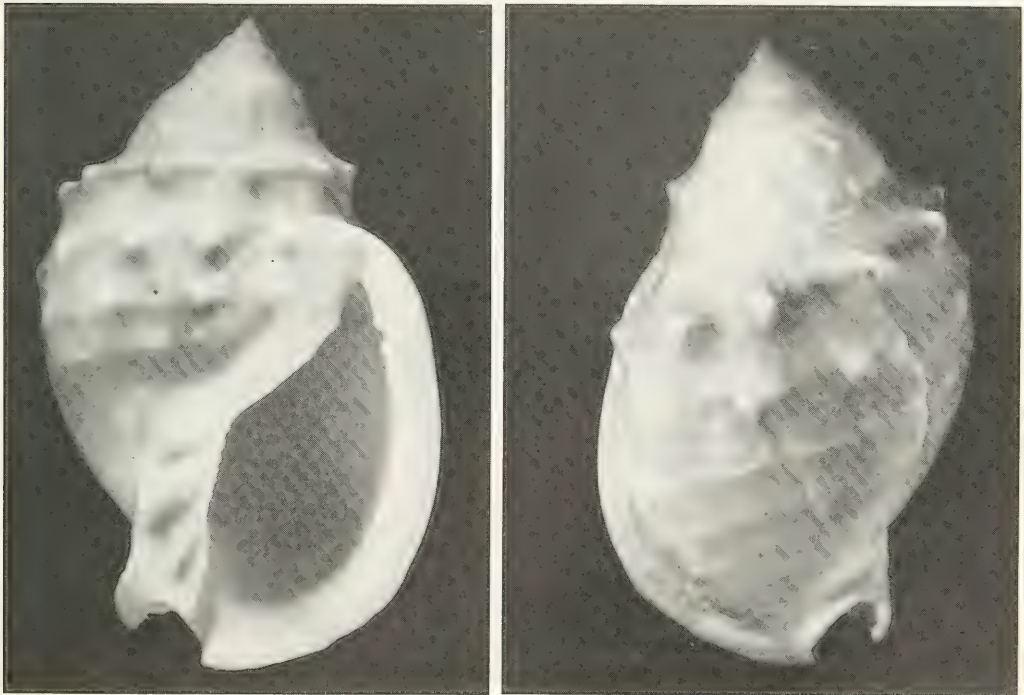


Fig. 1. *Echinophoria oschei*, spec. nov. Holotype. Left: ventral view. Right: dorsal view.




Fig. 2. *Echinophoria oschei*, spec. nov., Paratype. Left: ventral view. Right: dorsal view. Bottom: Lateral view.

Miocene as type species. There are many fossil species in the genus but only few living species, all from deep water. Abbott (1968) treated the genus as subgenus of the collective genus *Phalium* Link, 1807, which is today divided into three distinctive genera. Woodring & Olsson (1957) designated the genus *Bathygalea* for the three then known very closely related recent forms, but it is doubtful whether all newly described species may be included herein.

*Echinophoria oschei*, spec nov.

Types. Holotype: Off Mozambique, Southeast Africa, deep water (Zoologische Staatssammlung, Eing. Kat. Nr. 1869) – Paratype: South Mozambique, trawled at 200 m.

Description of holotype

Height: 101 mm, width: 62 mm, shell oval, moderately inflated, thick shelled, with a protoconch of 3,5 whorls. Teleoconch with 6 whorls, shouldered except for the first whorl. Sculpture of the first two whorls consists of 6–8 fine spiral-cords, crossed by radial threads, showing a reticulated pattern. Spiral sculpture goes down to the shoulder of the 5th whorl. On the 3rd whorl small shoulder knobs appear, decreasing in number but increasing in strength on the following whorls. 5th whorl shows two rows of knobs, one on the shoulder, the second on the periphery. Body whorl has 9 shoulder knobs, 7 on the periphery and a beginning row of 4 weaker knobs below it. Six spiral cords of decreasing strength present. The body whorl has also numerous, very fine spiral threads and a thin, raised, strong thread, emerging from within the umbilicus to the end of the siphonal notch, both characteristic for the genus *Echinophoria*. Outer lip thick, with an abapertural groove, lip flattened to the front. Aperture bears a row of denticles with a bald part in upper third. Columellar shield large, with granules and folds except for a bald area in middle and a bald groove near end. Shield edge granulose. Upper part of columella calloused, with some folds.

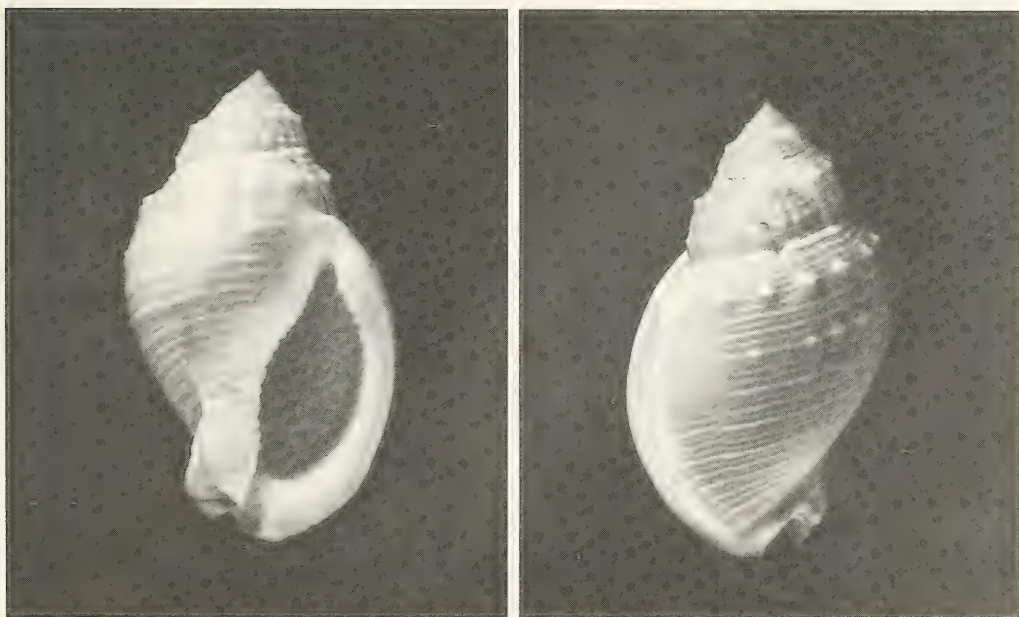


Fig. 3. *Echinophoria bituberculosa* (von Martens). Left: ventral view. Right: dorsal view.

### Description of Paratype

Height: 115 mm, width: 76 mm. Shell more inflated and somewhat thinner shelled. I saw two more specimens from the same locality which did not differ essentially.

Remarks. To our knowledge, the species is endemic of Mozambique. The only comparable species is *Echinophoria bituberculosa* (von Martens, 1901) from Somalia. It is a comparable, thick shell, but is usually smaller (about 50–70 mm long) has dense spiral cords all over, a deeper abapertural groove and more numerous, though smaller knobs. The columellar shield bears folds and nodules all over, it has no bald areas. The aperture bears denticles on its whole length. There is a thin shelled deep water form which exceeds 100 mm, but this has a reduced sculpture and parietal shield and is much more slender than *Echinophoria oschei*.

In contrast to these two thick shelled East African species with a large and sculptured parietal shield, is another species group of *Echinophoria*: *E. coronadoi* (Crosse, 1867), *E. carnosae* Kuroda & Habe, 1961, and *E. kurodai* Abbott, 1968, which all range from Japan to Australia. They are all thin shelled and possess partly a completely reduced parietal shield.

Etymology. I dedicate this shell to my friend and teacher Prof. em. Dr. G. Osche, Freiburg.

### References

Abbott, R. T. 1968. The Helmet Shells of the World (Cassidae) part 1. — *Indopacific Mollusca* 2, No. 9